


# First Grade

# Summer Reading


**Required Reading:** You must read a total of at least 3 books for your summer reading. Please choose two out of the seven books listed. At this age level the reading ability for each child can be a wide range. We are offering a variety of reading level choices because of this. Please choose the books that are appropriate for your child. The third book you choose does not need to be one of the books we listed.



***Alexander and the Terrible, Horrible, No Good, Very Bad Day***  
by Judith Viorst, Ray Cruz (illus.)




***Happy Birthday, America!***  
by Marsha Wilson Chall



***Amazing Grace***  
by Mary Hoffma




***If You Give a Mouse a Cookie***  
by Laura Joffe Numeroff, Felicia Bond (illus.)



***Biscuit Goes to School***  
by Alyssa Satin Capucilli, Pat Schories (illus.)



***Noodles: I Love School!***  
**by Hans Wilhelm**



***Loose Tooth***  
**by Lola M Schaefer**

### **Project for one of the three books:**

Decide which of the three books you'd like to use to create a diorama. Include your name, the title of the book, the author, and the illustrator on your project. Be ready to tell us about your selected book and the diorama you made. If you don't know how to make a diorama, directions for how to create one are as follows:

A diorama is usually made in a shoebox, but you can use any type or size of box that seems appropriate for the scene you want to create. Use a box with a removable cover, or cut the flaps off a box that has them.

Start by decorating the inside of the box to suggest your scene. Use any combination of markers, paint, or glued-in-place paper to suggest the physical backdrop of the scene.

Next, add the objects and characters. You can fill it with flat, stand-up images such as drawings or cutouts from computer printouts or magazines. You can make paper objects stand up by leaving a flap of paper attached to the bottom when you cut them out, then folding this paper backwards and gluing or taping it to the bottom of the box.

**Additional assignment:** We would like you to begin memorizing your first grade sight words. We have included 50 words. The first 25 words are mandatory; however the last 25 words are optional. This is a reading fluency assignment. You will be tested over the first 25 words the first week of school. The spelling of these words will be addressed during the school year.

## First Grade Sight Words:

1. a
2. all
3. am
4. an
5. and
6. are
7. at
8. be
9. but
10. can
11. come
12. do
13. for
14. from
15. get
16. go
17. had
18. have
19. he
20. her
21. him
22. his
23. I
24. If
25. In
26. is
27. it
28. like
29. me
30. my
31. no
32. of
33. on
34. one
35. out
36. said
37. saw
38. see
39. she
40. so
41. that
42. the
43. then
44. they
45. to
46. up
47. was
48. we
49. went
50. you