

# Get Ready to Soar!

Here are a few fun activities to help you get ready for Pre-Kindergarten at Topeka Collegiate!



**We are so excited that you'll be joining Pre-Kindergarten at Topeka Collegiate in the new school year! Early childhood is such an amazing and important time for learning and development. These early years, when the brain is still forming, offer the perfect opportunity to begin building a foundation of knowledge and success that can continue throughout their lives. Plus, young children are so eager to learn!**

**Little ones learn best through playing and doing. Through this, they are able to build not only the academic areas, but the social and emotional areas as well. In Pre-K at Collegiate, we will fill our days with opportunities to explore and grow through play and hands-on learning. You can help kick-start their learning by doing the same at home this summer.**

**Included in this packet are a number of activities for you and your child to explore before the start of Pre-K. Please complete as many as you can this summer. There are a few pages that we would love for you to return at the beginning of the school year. These included the 3 name writing pages (one for each month), three self-portraits (one for each month), a counting book, and a reading log. More detailed instructions can be found inside.**

**It is also important to remember that learning should be fun. All of the activities listed have been chosen because they are fun and exciting for young children. If your child is not enjoying an activity, modify it to best suit your child's needs. Enjoy! We can't wait to see you at school!**

# Name Practice

The works we create will need our name! We will also be identifying items that belong to us.



Enclosed is a sheet of paper for your child to practice writing their name. Please have your child do so to the best of their ability at the beginning of each month on the appropriate page. In class, we learn to write names in capital letters first while our fine motor muscles develop. Then we will transition to title case, which is a capital letter at the beginning and lowercase for the other letters. As with any Pre-K activity, writing names should be exciting for children and make them feel proud. It should not be a stressful or high-pressure activity. Allow your child to do their best. You will also find a letter forming guide. The following list includes fun name activities for to practice throughout the summer!

## Name Recognition / Spelling:

- Type name on computer or other device
- Make name necklaces with letter beads
- Spell name with alphabet blocks
- Spell name with letter magnets
- Glue things onto a printed version of their name (dried beans, cereal, yarn, stickers, etc.)
- Cut or tear paper into little pieces or squares and glue onto printed name
- Form name with play dough, chenille strands (a.k.a. pipe cleaners), Wiki Sticks, etc.
- Search for magnet letters in a sensory tub full of noodles, rice, etc.
- Spell name with foam bath letters in the pool or bathtub

## Name Writing:

- Write name with sidewalk chalk
- Paint name with paintbrush
- Trace name with glitter glue
- Finger-paint name
- Paint name with water onto sidewalk, fence, brick wall, etc.
- Write name with finger (or stick) into a thin layer of sand, salt, etc.
- Write name with finger in shaving cream
- Write name with finger in pudding (and eat it!)
- Rainbow write name – trace with one color, then trace over with a different color, etc. Or alternate colors for each letter.
- Write name in dirt

All of these can be used for practice drawing shapes and writing other letters and numbers, too!



# Capital Formation Chart

**A**  
1 ↓ 2 ↘  
3 →

Big Line  
Big Line  
Little Line

**B**  
1 ↓ 2 ↘  
3 ↘ 4 ↘

Big Line  
Little Curve  
Little Curve

**C**  
1 ↻ 2 ↻

Big Curve

**D**  
1 ↓ 2 ↘

Big Line  
Big Curve

**E**  
1 ↓ 2 → 3 → 4 →

Big Line  
Little Line  
Little Line  
Little Line

**F**  
1 ↓ 2 → 3 →

Big Line  
Little Line  
Little Line

**G**  
1 ↻ 2 →

Big Curve  
Little Line  
Little Line

**H**  
1 ↓ 2 ↓ 3 →

Big Line  
Big Line  
Little Line

**I**  
1 ↓ 2 → 3 →

Big Line  
Little Line  
Little Line

**J**  
2 → 1 ↓

Big Line  
Turn  
Little Line

**K**  
1 ↓ 2 ↘

Big Line  
Little Line  
Little Line

**L**  
1 ↓ 2 ↓

Big Line  
Little Line

**M**  
1 ↓ 2 ↘

Big Line  
Big Line  
Big Line  
Big Line

**N**  
1 ↓ 2 ↘

Big Line  
Big Line  
Big Line

**O**  
1 ↻ 2 ↻

Big Curve  
Go around

**P**  
1 ↓ 2 ↘

Big Line  
Little Curve

**Q**  
1 ↻ 2 ↻

Big Curve  
Go around  
Little Line

**R**  
1 ↓ 2 ↘

Big Line  
Little Curve  
Little Line

**S**  
1 ↻ 2 ↻

Little Curve  
Turn  
Little Curve

**U**  
1 ↓ 2 ↘

Big Line  
Turn  
Big Line

**V**  
1 ↘ 2 ↗

Big Line  
Big Line

**W**  
1 ↘ 2 ↗ 3 ↘ 4 ↗

Big Line  
Big Line  
Big Line  
Big Line

**X**  
1 ↘ 2 ↗

Big Line  
Big Line

**Y**  
1 ↓ 2 ↘

Little Line  
Big Line

**Z**  
1 ↓ 2 → 3 ↘

Little Line  
Big Line  
Little Line

# Literature Connections

Books provide opportunities to bond, build vocabulary, practice critical thinking, and so much more!



We all know that reading is extremely important for so many different reasons. Young children should be read to each and every day to promote early literacy skills and overall love of reading! Please do your best to read to your child every day this summer. Attached is an ice cream cone chart to help keep track of your reading. Each day that you read, your child may color a scoop of ice cream. If your child would like to cut out these shapes, great! Otherwise, this job can be for an adult or older sibling. Then, they may tape or glue the ice cream scoop to the cone. At the end of the summer, they will have a huge ice cream treat! Here are a few fantastic books for early childhood along with activities to extend your child's learning.

- ❖ **If You Give a Mouse a Cookie by Laura Numeroff**
  - Bake chocolate chip cookies together and point out different measurement tools. Help your child count how many chocolate chips they find inside their cookie, or place a certain amount of chocolate chips on each cookie – 1 on 1, 2 on another, etc.
- ❖ **Corduroy by Don Freeman**
  - Gather a variety of buttons and sort them in various ways. Sort by color, number of holes, shape, etc. Make patterns with the buttons and string them together. You can also discuss what letter makes the /b/ sound, as in the word button.
- ❖ **Me and My Fear by Francesca Sanna**
  - Let your child draw what their fear looks like when it is big and when it is small. Talk about things that makes their fear feel bigger, and things that help it get smaller.
- ❖ **Caps for Sale by Esphyr Slobodkina**
  - Stack oreos or crackers just as the peddler stacks his caps in the story. Can you stack 3, 5, 10? Use the handled Oreos as rewards for completing other name activities throughout the week.
- ❖ **Green Eggs and Ham by Dr. Seuss**
  - Make Green Eggs and Ham for breakfast one day. Think of as many rhyming words from the story as you can. Explore other rhymes.
- ❖ **Where the Wild Things are by Maurice Sendak**
  - Sail the couch to Wild Thing island with your child. Once you have made port, help your child make a blanket fort. Have them choose toys to be the Wild Things they are in charge of. Enjoy the pretend play, and encourage your child's imagination! Present obstacles for them to overcome, and ask "why" or "how" questions.

Recommended authors: Eric Carle, Andrea Beaty, Leo Lionni, Margaret Wise Brown, Asim Jabari, Eric Litwin, Laura Numeroff, Jan Brett, Mo Willems, Patricia Polacco, Kat Zhang

# More Enrichment

Stay busy and learning! There is always so much to do!



**Need ideas for something meaningful to do with your child?**

- Go miniature golfing! Help your child count the number of times they hit the ball at each hole.
- Go bowling! Count the number of pins knocked down, the number of pins still standing, etc.
- Play "I Spy." Say to your child, "I spy with my little eye, something red." your child will search for the red item you see. When they guess correctly, it is now their turn to be the person spying. Play this game with colors or letters (I spy something that starts with the letter H)!
- Make sock puppets and have the puppets count, play I Spy, say the alphabet, etc.
- Make play dough and use it to form letters and numbers
- Play a memory matching game or create your own. For an extra challenge, match capital and lowercase letters.
- Play board games such as Candyland, Hi-ho Cherry-O, Chutes and Ladders, etc.
  - ◆ Encourage taking turns and being a good sport.
- Create a story together and let your child illustrate.
- Go camping (even in the backyard). Roast marshmallows and count how long they take to cook. Count how many marshmallows fit on the stick. Count the stars, Talk about what letters various things start with or the sounds they hear at the beginnings of words. Later, have your child draw a picture of their favorite part about camping.
- Fly a kite! You can even make your own kite. Discuss what shape a kite is and search for other shapes outside.
- Feed the ducks. Frozen peas are good for them. See how many ducks you see, how many you feed, etc. Note colors, shapes, letters, or numbers around you.

**The possibilities are endless! Numbers, colors, shapes, and letters are everywhere! Search for them at the grocery store, on a walk, anywhere and everywhere! Talk about new things, make up silly songs, dance, sing, PLAY!**

**Allow time to explore art. Watercolors are a great low-mess way to practice fine motor control and expression. Practice using glue, scissors, markers, etc. Have fun creating masterpieces, and don't forget to display them! Have your child sign their artwork as often as possible.**

# Helpful Skills

Here are a few things to work on that will help our school days flow more smoothly!



**Build toward independence with:**

- **Going to the bathroom without help**
- **Getting dressed**
- **Putting on jackets or coats**
- **Putting on or taking off shoes**
- **Learning to follow routines**
- **Cleaning up after playtime**
- **Handwashing**
- **Simple jobs**
- **Making choices**
- **Accepting change**
- **Naming how they feel**
- **Accepting less than perfection**
- **Smooth separation from parents**
- **Dealing with disappointment and frustration**
- **Anything they can do for themselves – let them do it.**

**Of course, we will build on these skills at school, too! Any practice students receive at home in these areas will only serve them better at school.**

**Thank you for letting us be an important part of your child's educational journey. We are honored to be on your team. Please reach out with any questions or concerns you may have as we approach your child's start date. We're here to help, and we look forward to seeing your family on campus!**

I can write my name!

---

**June**

I can write my name!

---

**July**




I can write my name!

---


**August**

I can draw myself!




**June**

I can draw myself!



**July**

I can draw myself!



**August**



# My Number Book

---

1

2

---

3

4

---

5

6

---

7



8

---

9

# 10

---

## **My Number Book Directions:**

This book can be created however you and your child wish. You may choose to collect items from nature to glue to each page, or add stickers, stamp, draw, etc. Let your child decide and have fun!

Reading is cool!

